

ABS Personal Safety Survey: additional analysis on relationship and sex of perpetrator.

The data was collected by the Australian Bureau of Statistics.

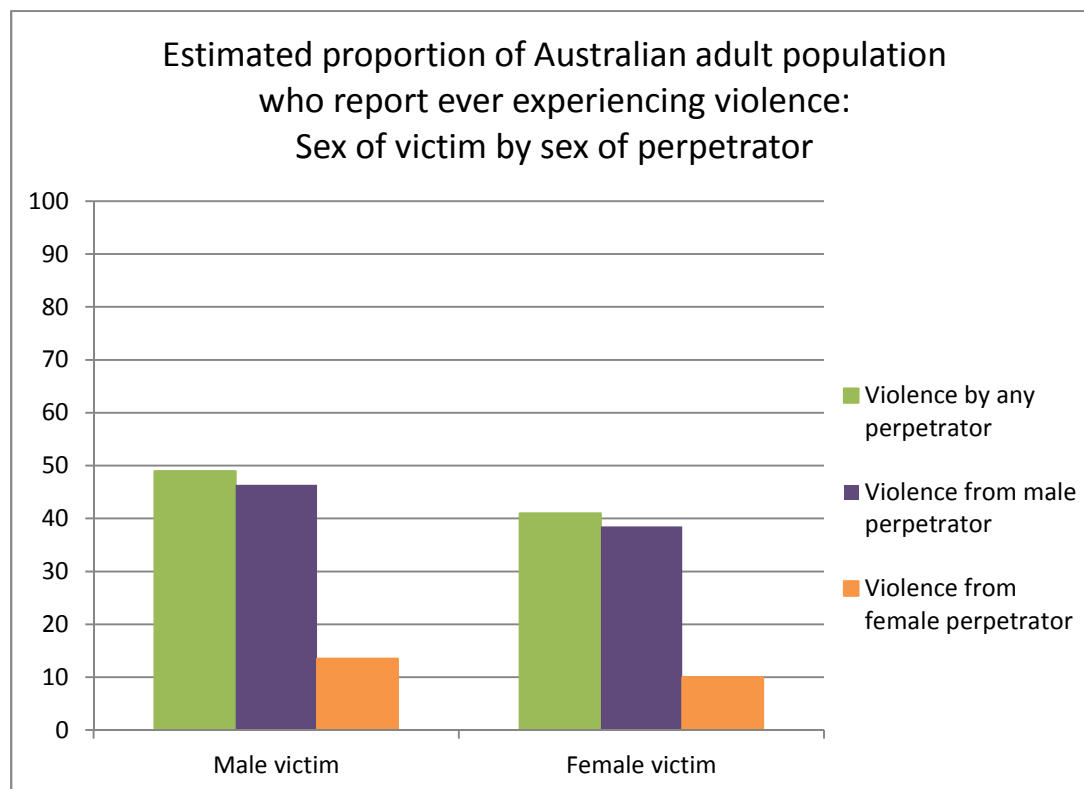
This analysis and interpretation has been undertaken by Dr. Kristin Diemer, University of Melbourne. Please direct enquiries to kdiemer@unimelb.edu.au

Contents

Gender of victims and perpetrators: reports of violence among those who have experienced violence since the age of 15	2
What the Personal safety Survey says about male victims.	4
Male perpetrators against male victims	4
Female perpetrators against male victims.....	4
What the Personal Safety Survey says about female victims.....	5
Male perpetrators against female victims	5
Female perpetrators against female victims	5
Summary from Figures 1 & 2: What this means	6
What the Personal Safety Survey says about male victims and familial relationships with male perpetrators.....	7
What the Personal Safety Survey says about female victims and familial relationships with male perpetrators.....	8
What the Personal Safety Survey says about male victims and familial relationships with female perpetrators.....	9
What the Personal Safety Survey says about female victims and familial relationships with female perpetrators.....	9
What the Personal Safety Survey says about intimate partner violence.	10
Changes of rates of violence over time	10
Abuse from an opposite sex partner	11
Multiple incidents of intimate partner violence	12

Gender of victims and perpetrators: reports of violence among those who have experienced violence since the age of 15

Figure 1: Estimated victims of violence among the Australian adult population



Source: ABS, 2013 Cat. No. 4906.0, Table 6

Base: All Adult Australians (18 years and older) asked whether they ever experienced violence since the age of 15. 'Violence' includes any report of physical or sexual assault or threat since the age of 15. The data does not include sexual harassment.

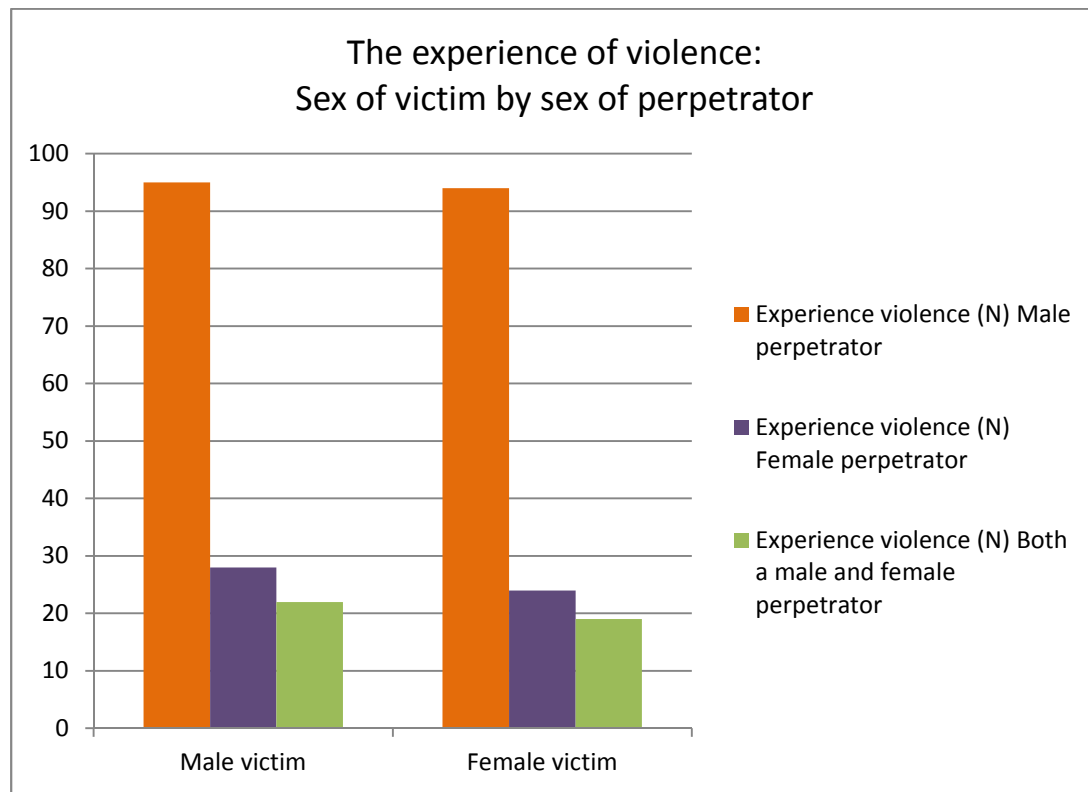
The data in Figure 1 represents an estimate of all Australians who have ever experienced at least one form of violence since the age of 15 according to the sex of perpetrator. That is, of all Australian males, 49% report having been a victim of violence, 46% report having been a victim of violence perpetrated by a male and 13.5% report having experienced violence perpetrated by a female. Among Australian females, 41% report having experienced violence, 38.5% report having been a victim of violence perpetrated by a male and 10% report having been a victim of violence perpetrated by a female.

Individuals are counted only once for each sex of perpetrator in this Figure. That is, if a victim has experienced violence from multiple male perpetrators and one female perpetrator they will be counted once for the experience of violence by a male perpetrator and once for the experience of violence from a female perpetrator (see also

<http://www.abs.gov.au/ausstats/abs@.nsf/Lookup/4906.0Chapter3002012>).

Multiple reports of violence by different perpetrator types are presented in Figures 3 and 4. A detailed exploration of the ABS PSS data is presented in the Figures and discussion below.

Figure 2: Sex of victim by sex of perpetrator among those estimated to have experienced violence.



Source: ABS, 2013 Cat. No. 4906.0, Table 6

Base: All adult Australians who have reported the experience of violence since the age of 15. These estimates do not include multiple reports of violence. 'Violence' includes any incident of physical or sexual assault or threat since the age of 15. The data does not include sexual harassment.

The data in Figure 2 looks at the population of Australians who have experienced violence and examines the sex of perpetrator for the violence experienced since the age of 15 (see also <http://www.abs.gov.au/ausstats/abs@.nsf/Lookup/4906.0Chapter3002012>).

What the Personal safety Survey says about male victims.

An estimated 4,148,000 men reported experiencing violence since the age of 15. This is 49% of the adult male population (over the age of 18 years, Figure 1).

Male perpetrators against male victims

Within the population of males who experienced violence, an estimated 3,931,000 men experienced violence from another male at least once. This equates to 46% of the adult male population (Figure 1), and 95% of all males who experienced violence (Figure 2).

A victim may report more than one experience of violence from multiple perpetrator types. Among male victims reporting violence there were 7,013,000 reports of violence from a male perpetrator. This averages out to 1.7 reports of male perpetrated violence for each of the 3,931,000 male victims reporting violence perpetrated by a male. It is unknown whether multiple incidents are from the same or different male perpetrators.

Female perpetrators against male victims

Within the population of males who experienced violence, an estimated 1,139,000 reported experiencing at least one incident of violence from a female perpetrator. This equates to 13.5% of the adult male population (over 18 years of age, Figure 1).

A victim may report more than one incident of violence and therefore, among male victims reporting violence there were an estimated 2,653,000 reports of violence from a female perpetrator. This averages out to 2.3 reports of female perpetrated violence against among the 1,139,000 men who experienced female violence. It is unknown whether multiple incidents are from the same or different female perpetrators.

What the Personal Safety Survey says about female victims.

An estimated 3,560, 000 women reported experiencing violence since the age of 15. This is 41% of the adult female population (over the age of 18 years, Figure 1).

Male perpetrators against female victims

Within the population of females who experienced violence, an estimated 3,362,000 women reported experiencing at least one incident of violence from a male. This equates to 39% of the adult female population (Figure 1), and 94% of all females who experienced violence (Figure 2).

A victim may report more than one incident of violence. Among female victims reporting violence there were 9,415,000 reports of violence from a male perpetrator. This averages out to 2.8 reports of male perpetrated violence against each of the 3,362,000 women. It is unknown whether multiple incidents are from the same or different male perpetrators.

Female perpetrators against female victims

Within the population of females who experienced violence, an estimated 870,000 reported experiencing at least one incident of violence from a female perpetrator. This equates to 10% of the adult female population (over 18 years of age, Figure 1).

A victim may report more than one incident of violence. Among the 870,000 female victims reporting violence there were an estimated 1,681,000 reports of violence from a female perpetrator. Among the women this averages out to 1.7 reports of female perpetrated violence against each of the female victims of female perpetrated violence. It is unknown whether multiple incidents are from the same or different female perpetrators.

Summary from Figures 1 & 2: What this means

Overall, males and females experience violence in similar proportions (49% of Australian males & 41% of Australian females). Most Australians experience that violence from a male: 46% of Australian males experience violence from a male and 39% of Australian females experience violence from a male. Much smaller proportions of men (14%, or one in every 7 men) and women (10%, or one in every 10 women) experience violence from a female perpetrator.

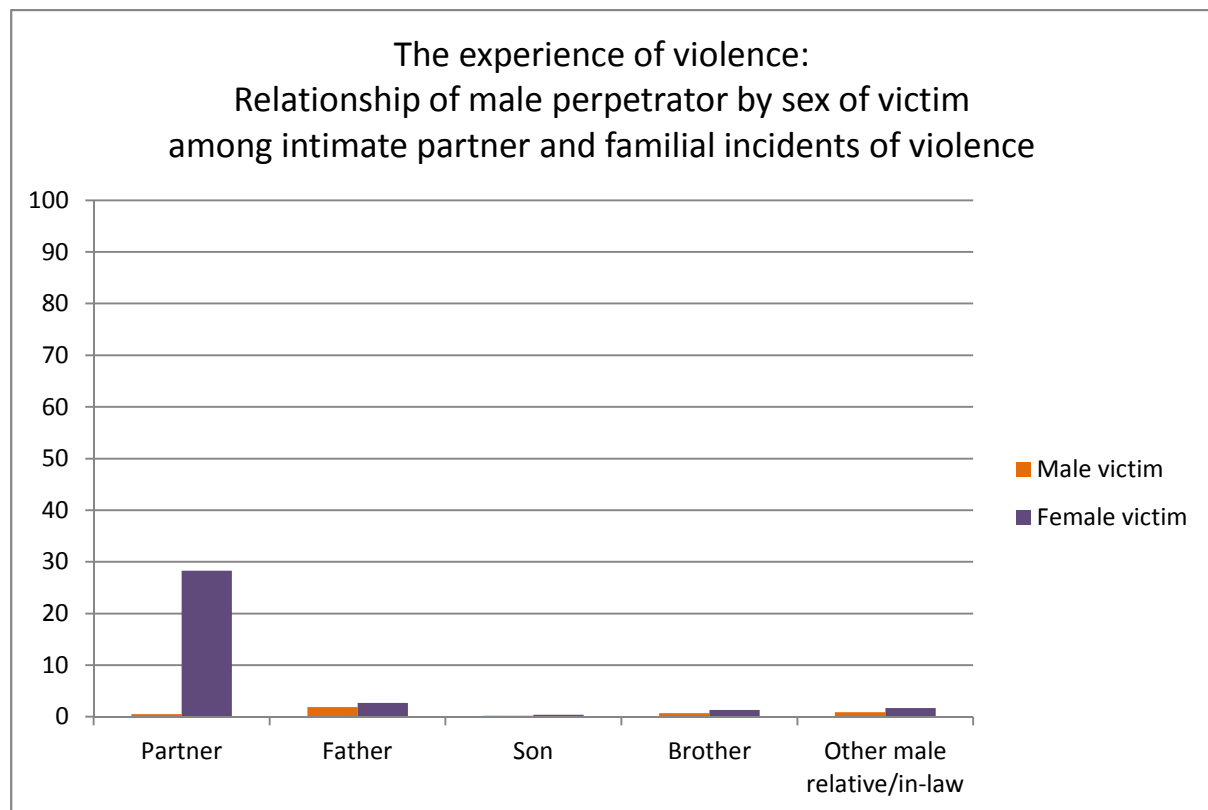
Among those who are victims of violence, nearly all (both women and men) experience violence from a male perpetrator (95% of male victims and 94% of female victims).

Among the men who experience violence from males, an average of 1.7 incidents per respondent was recorded. Among women, an average of 2.8 incidents per respondent was recorded. It is unknown whether multiple incidents are from the same or different male perpetrators.

Around one quarter of all victims (both women and men) experienced violence from a female perpetrator (28% of male victims and 24% of female victims).

Among the men who experience violence from females, an average of 2.4 incidents per respondent was recorded. Among women, an average of 1.9 incidents per respondent was recorded. It is unknown whether multiple incidents are from the same or different male perpetrators.

Figure 3: Relationship of male perpetrator to victim by sex of victim



Source: ABS, 2013 Cat. No. 4906.0, Table 6

Base: All adult Australians who have reported the experience of violence since the age of 15. These estimates include multiple incidents of violence and multiple perpetrators to the same victim. Partner violence includes current and former partners whom a victim has lived with, as well as dating / boyfriend partners. 'Violence' includes any incident of physical or sexual assault or threat since the age of 15. The data does not include sexual harassment.

What the Personal Safety Survey says about male victims and familial relationships with male perpetrators.

There were an estimated 359,000 reports from men experiencing violence from a male family member &/or male intimate partner since the age of 15. The largest perpetrator group was violence reported from fathers towards 161,000 male Australians. This equates to an estimated 2% of the adult male population. Males were next most likely to be victims of violence from other male relatives and brothers - just under 1% for each group.

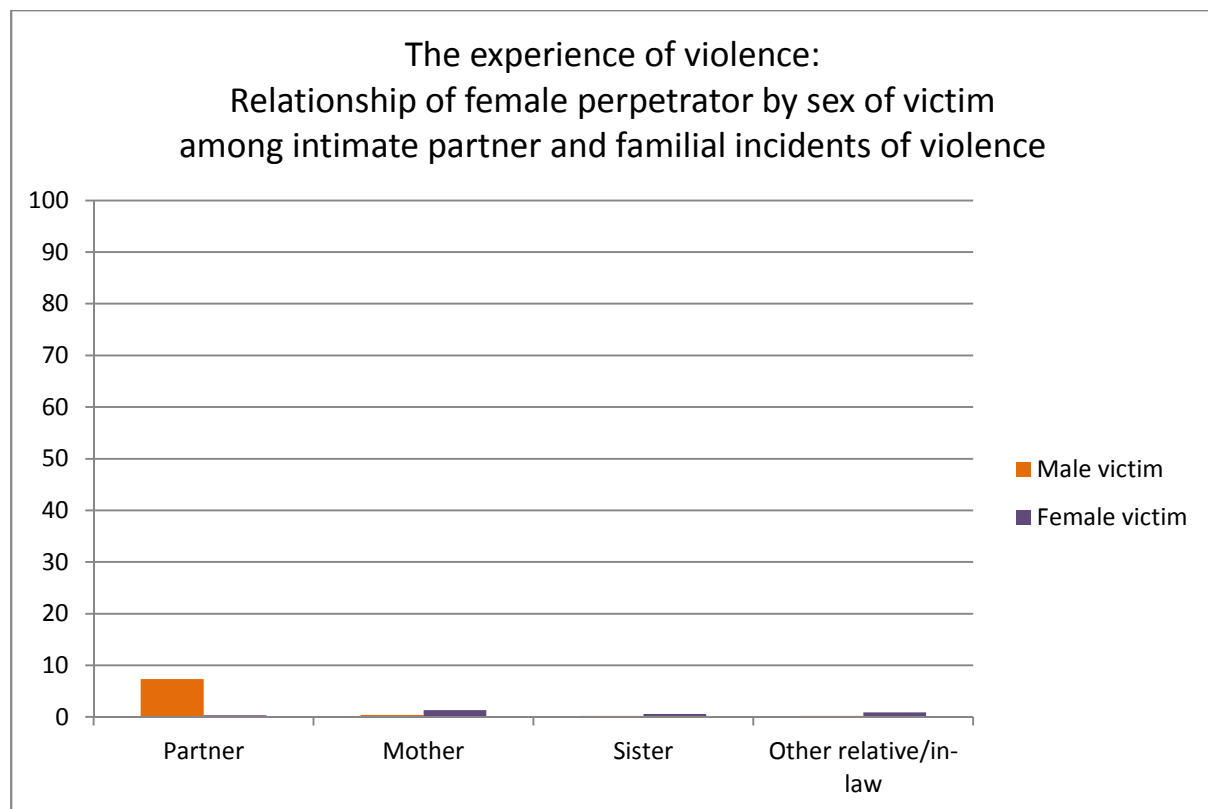
Violence from a current or previous male partner was reported by 0.3% of the sample and 0.2% from a boyfriend. Combined, these reports equate to fewer than 5% of the male reports of violence from a male intimate partner (this estimate has a relative standard error of 25% to 50% and should be used with caution).

What the Personal Safety Survey says about female victims and familial relationships with male perpetrators.

There were an estimated 3,006,000 reports from women experiencing violence from a male family member &/or intimate partner since the age of 15. Violence from a current or previous male partner was reported by 1,470,000 or 17% of adult Australian women and 11% from a boyfriend. Combined, these reports equate to 28% of the reports made by female victims of violence from any form of male intimate partner.

Females were next most likely to be victims of violence from their fathers (3%) other male relatives (2%) and brothers (1%). Violence from a son was reported by less than half a percent of women (0.4%).

Figure 4: Relationship of female perpetrator to victim by sex of victim



Source: ABS, 2013 Cat. No. 4906.0, Table 6

Base: All adult Australians who have reported the experience of violence since the age of 15. These estimates include multiple incidents of violence and multiple perpetrators to the same victim. Partner violence includes current and former partners whom a victim has lived with, as well as dating / boyfriend partners. 'Violence' includes any incident of physical or sexual assault or threat since the age of 15. The data does not include sexual harassment.

What the Personal Safety Survey says about male victims and familial relationships with female perpetrators.

There were an estimated 793,000 reports from adult Australian men who experienced violence from a female family member &/or female intimate partner since the age of 15 (9%) of the Australian adult male population. The largest perpetrator group were female intimate partners (current or former partners) reported by 427,000 male Australians. This equates to an estimated 5% of the adult male population. A further 295,000 reports of violence from girlfriends were recorded (3.5%). Combined, female partner violence accounts for approximately 7% of the reported female violence towards males.

All of the other forms of female familial perpetrated violence against males accounted for less than half a percent each have a relative standard error of 25% to 50% and should be used with caution.

What the Personal Safety Survey says about female victims and familial relationships with female perpetrators.

There were an estimated 271,000 reports of violence from adult Australian women experiencing violence from a female family member &/or female intimate partner since the age of 15 (3%). The largest perpetrator group was violence from mothers towards 114,000 female Australians. This equates to just over 1% of the adult female population. A further 80,000 reports of violence from other female relatives and 49,000 reports from sisters were recorded (just under 1% each and have a relative standard error of 25% to 50% and should be used with caution).

All of the other forms of female familial perpetrated violence against females accounted for less than half a percent each.

What the Personal Safety Survey says about intimate partner violence.

Changes of rates of violence over time

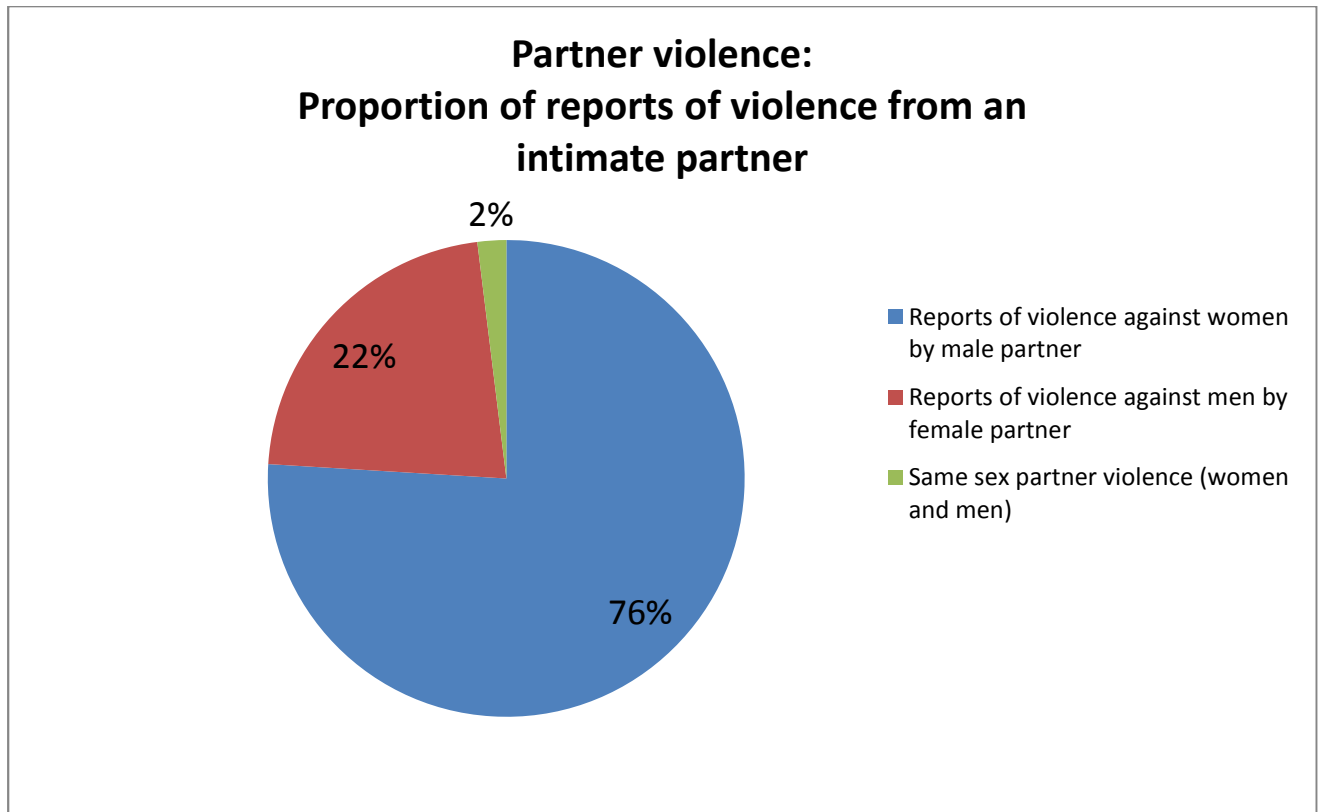
To explore changes over time, violence experienced in the immediate 12 months before the PSS survey was examined. Comparison was made between PSS data in 2005 and 2012 (ABS cat 49060 Table 21).

There were small but detectable increases in violence from a current partner and decreases in violence from a previous partner. This pattern appears for both women and men. Due to the small sample sizes data is not examined by sex of partner. Due to the small sample size of men experiencing violence in the past 12 months the estimates for men have a relative standard error of 25% to 50% and should be used with caution.

Abuse from an opposite sex partner

An estimated 1,935.7¹ Australians reported the experience of violence from a current or previous intimate partner since the age of 15 (excluding girlfriends and boyfriends). Examining the relationship between sex of perpetrator and victim shows that of these reports, three quarters were females reporting violence from a male partner; around one quarter were male reports of violence from a female partner.

Figure 5: Reports of violence from an opposite gender partner: proportion of males and females



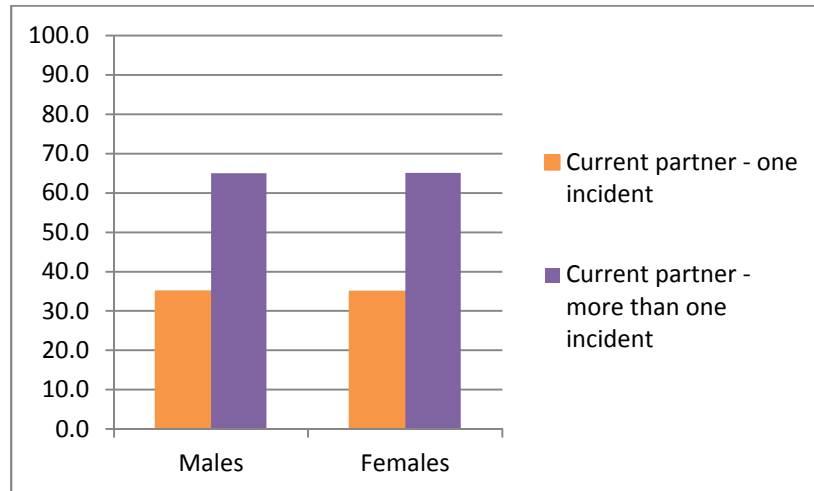
Source: ABS, 2013 Cat. No. 4906.0, Table 6

Base: All adult Australians who have reported the experience of violence from an intimate partner since the age of 15. These estimates may include multiple incidents of violence and multiple perpetrators to the same victim if they experienced violence from both a same-sex or opposite sex partner. Intimate partner violence includes current and former partners whom a victim has lived with. This does not include dating / boyfriend partners. 'Violence' includes any incident of physical or sexual assault or threat since the age of 15. The data does not include sexual harassment.

¹ Because of the way in which the question is asked, these figures may include victims who have experienced violence from both a same-sex and opposite-sex partner at different times. Less than 1% of women and men reported violence perpetrated by a same-sex intimate partner or former partner.

Multiple incidents of intimate partner violence

Figure 6: Experience of multiple incidents of violence from a current intimate partner by sex of victim



Source: ABS, 2013 Cat. No. 4906.0, Table 22

Base: All adult Australians who have reported the experience of violence from an intimate partner since the age of 15. These estimates include multiple incidents of violence. It is unknown whether multiple incidents were perpetrated by the same partner or different partner. Intimate partner violence includes current and former partners whom a victim has lived with. This does not include dating / boyfriend partners. 'Violence' includes any incident of physical or sexual assault or threat since the age of 15. The data does not include sexual harassment.

Among victims of violence since the age of 15, women and men were equally likely to have experienced multiple incidents of violence from a current partner (Figure 6). Women more often experienced multiple incidents of violence from a previous partner (Figure 7) and near equal proportions of men experienced either single or multiple incidents of violence from a previous partner.

Figure 7: Experience of multiple incidents of violence from a previous intimate partner by sex of victim

